

TUBE CLEANING NOZZLE

DRILLJET™

BEST PERFORMING NOZZLE IN THE INDUSTRY

TWO FORWARD JETS

Provide concentrated streams for powerful and effective unplugging and cleaning

FRONT CAP

Prevents blockages from binding the rotor so cleaning never stops

REAR THRUSTERS

Propel the nozzle through tubes while flushing debris

TWO RADIAL JETS

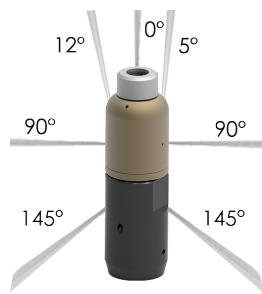
Spin at high speed for complete coverage

HARD-HITTING NOZZLES

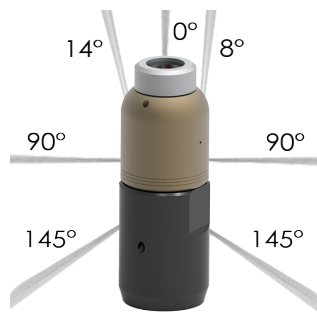
0° tip for unplugging tough material



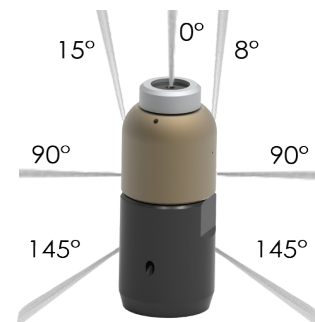
JET PATTERNS



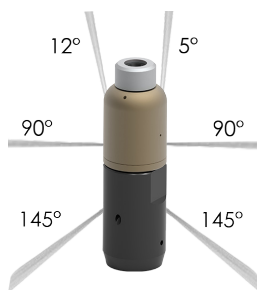
UNIVERSAL 7-JET PATTERN
9.5 and 13 mm



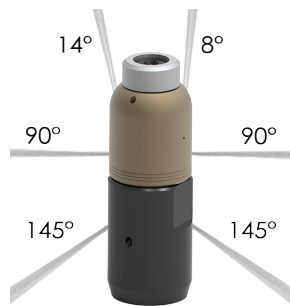
UNIVERSAL 7-JET PATTERN
18 and 24 mm



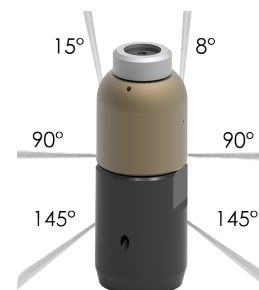
UNIVERSAL 7-JET PATTERN
33 mm



UNIVERSAL 6-JET PATTERN
9.5 and 13 mm



UNIVERSAL 6-JET PATTERN
18 and 24 mm



UNIVERSAL 6-JET PATTERN
33 mm

SIZE	TUBE ID RANGE		INLET CONNECTION	FLOW RANGE		DIAMETER		ASSEMBLY LENGTH		MAX. OPERATING PRESSURE	
	MM	IN		MM	GPM	LPM	IN	MM	IN	MM	PSI
9.5	0.47-0.63	12-16	M7, 1/16" NPT, 1/4" LH or 1/4" RH	8	17-30	0.37	9.5	1.54	39.1	15,000-22,000	1,500
13	0.60-1.00	15-25	1/8" NPT, 1/8" BSPP, 1/4" LH, 1/4" RH, 3/8" LH or 3/8" RH	10	27-38	0.50	13.0	1.65	39.1		
18	0.87-1.30	22-33	1/4" NPT, 1/4" BSPP, 9/16" LH, 9/16" RH	10-14	38-53	0.71	18.0	2.16	54.9		
24	1.10-2.00	28-51	3/8" NPT, 3/8" BSPP, 9/16" LH, 9/16" RH	10-24	38-91	0.94	24.0	2.54	64.5		
33	1.50-2.40	38-61	1/2" NPT, 1/2" BSPP, 9/16" MP GLAND	12-47	30-178	1.30	33.0	3.30	83.8		



SEE IT IN ACTION
DRILLJET™

Solutions



800.231.8192
sales@waterblast.com



www.waterblast.com



5905 Thomas Road
Houston, TX 77041